

USER GUIDE
Sinhala Tamil Kit (Mac OS X)

Contents

1. Platform Requirements
2. Installation Guide
 - a. How to install
 - b. How to uninstall and re -install
3. Application Support

- **Requirements**

The Sinhala Tamil kit is intended to work on Mac OS X versions 10.5 and above. This Sinhala Tamil Kit has been tested only on Mac OS X versions 10.5 and 10.6.

- **Installation Guide**

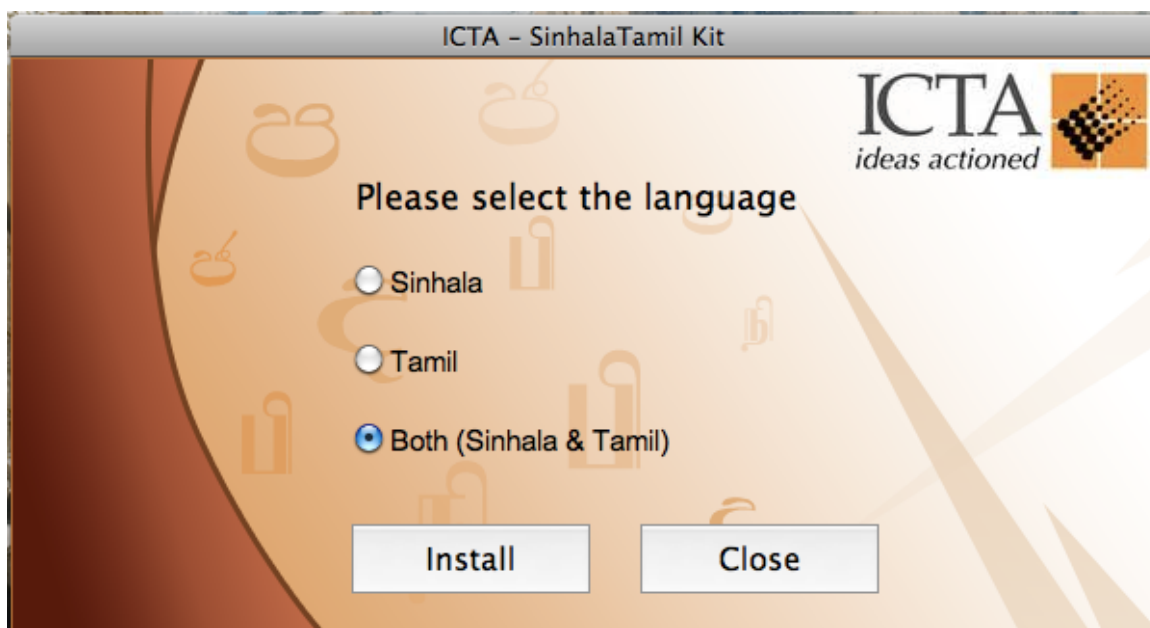
- Download or copy the SinhalaTamil Kit setup file to your desktop. (The file name is SinhalaTamil Kit.dmg).
- Double click on the file.
- A new window will open with the file SinhalaTamil Kit Setup.
- Now click on the file to start the installation.

The following splash screen will be displayed:



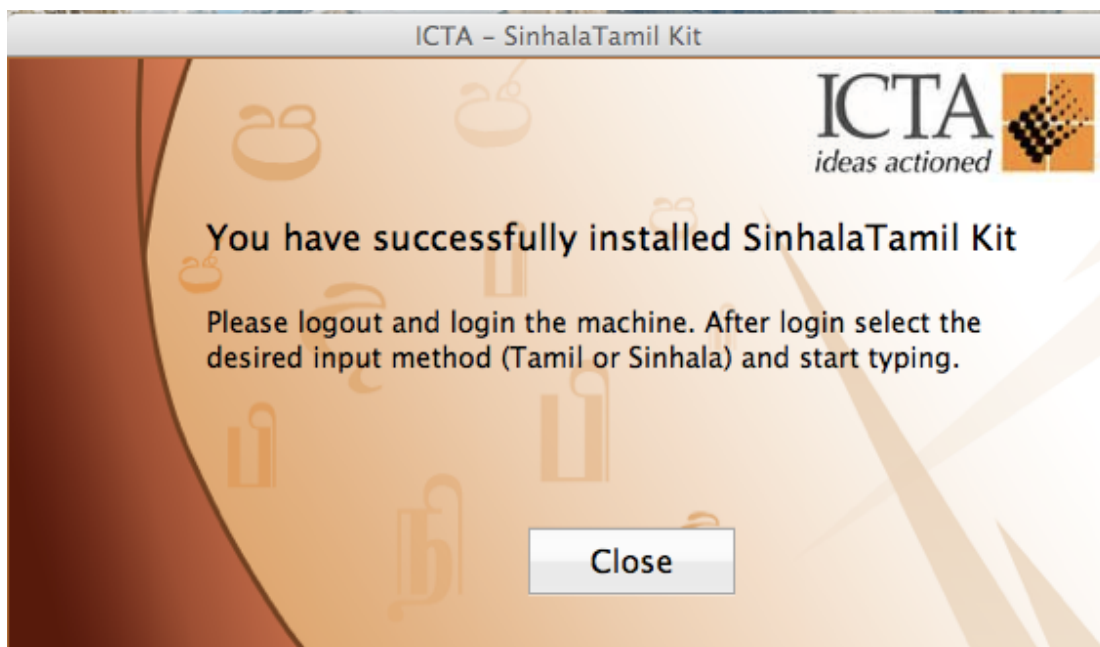
Then you will see the language selection screen given below.

- Select your preferred language.
- Next press the install button to intall, or press the close button if you wish to exit. .

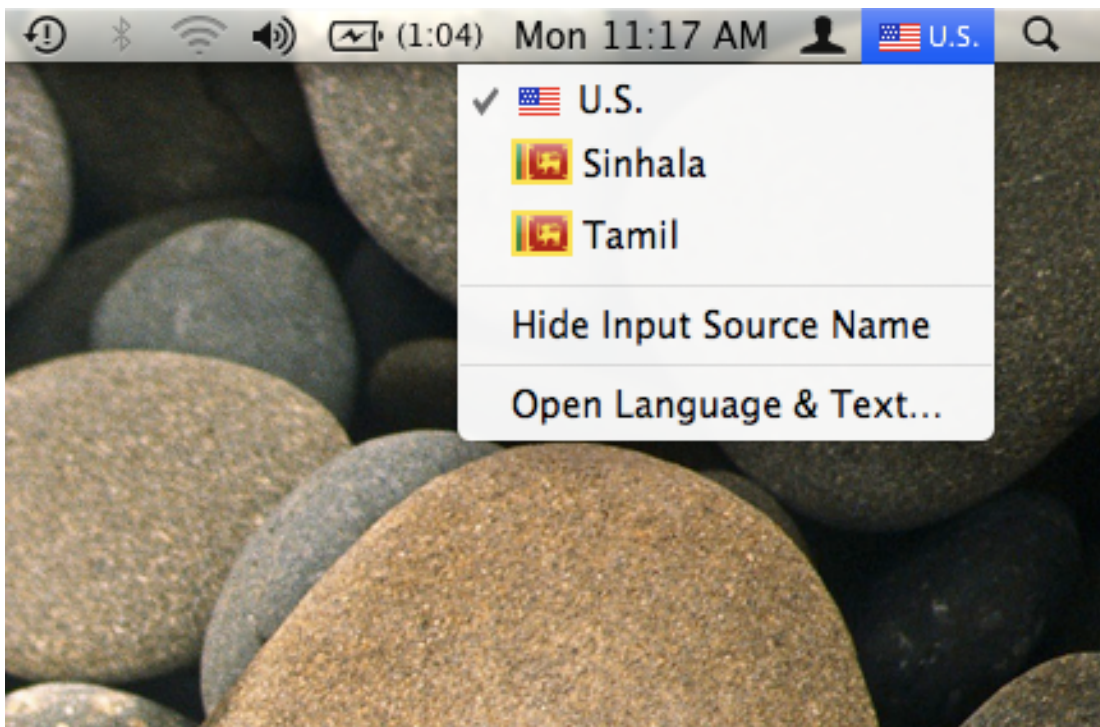


After successful installation, you will see the screen given below.


- Now close the installation software and logout.
- Thereafter login to your machine.



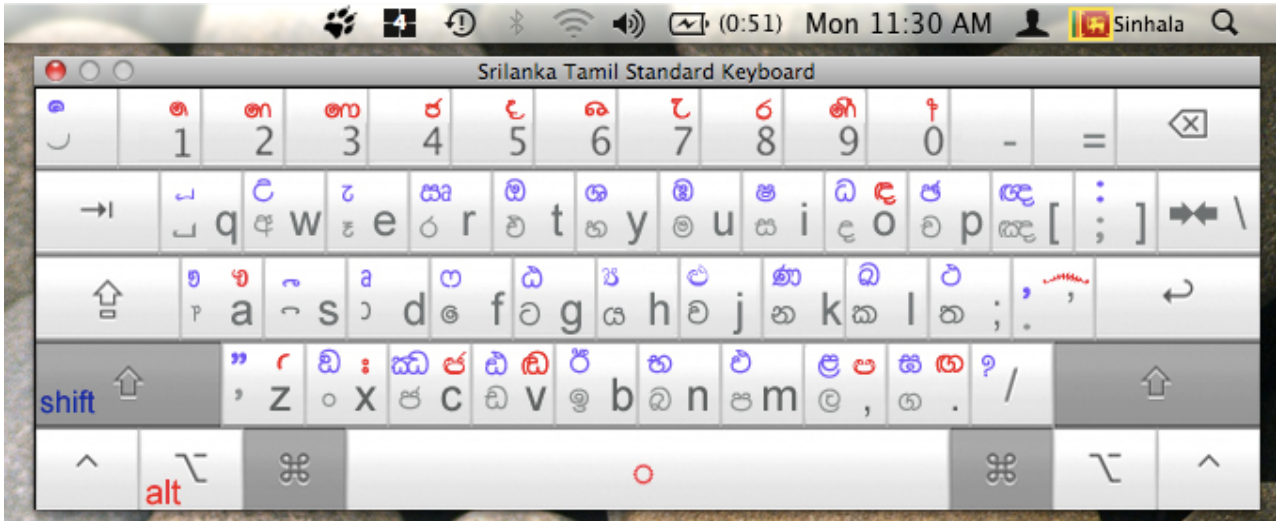
After you login, you can select your language for keyboard input – i.e. Sinhala, Tamil or English - and start typing.



Getting keyboard layout help: If you wish to obtain help on the keyboard layout: after you selecting the language, select the language bar, and the following will be displayed. Now click on “Keyboard Layout”.

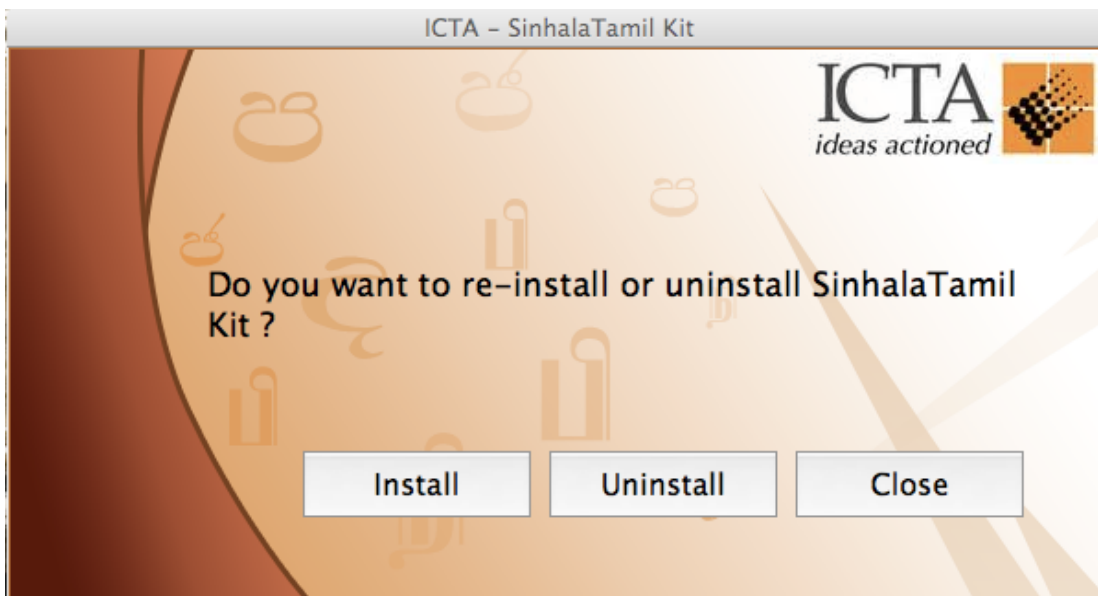


You can see the keyboard layout as given below:



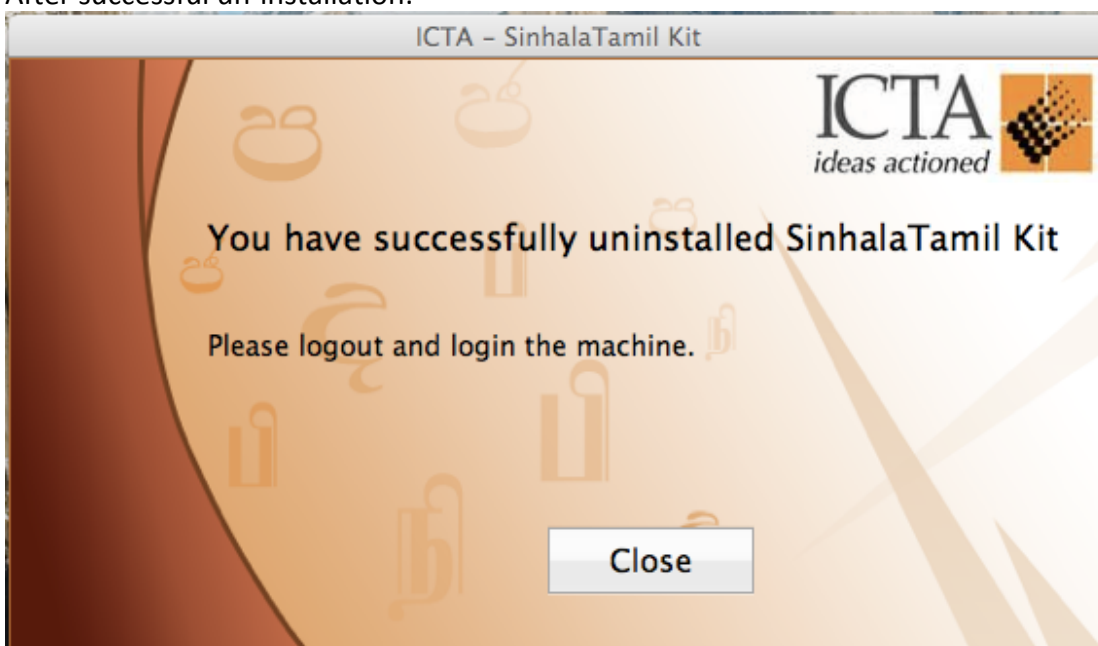
Un-installation and re-installation.

- Copy the SinhalaTamil Kit setup file to your desktop. (The file name is named SinhalaTamil Kit.dmg).
- Double click on the file.
- A new window opens with the file SinhalaTamil Kit Setup.
- Now click on the file to start the un-installation.



- Press uninstall if you want to uninstall or press install to continue with a re-installation .

After successful un-installation:



Application Support

Listed below are applications on which the SinhalaTamil kit has been tested.

- TextEditL displays properly.
- OpenOffice displays properly. But while typing sequences, some characters will not be displayed immediately. But it will be displayed properly after the sequence has been typed completely.
- FireFox: displays properly.
- Safari displays but there are problems in rendering the rakaransaya, yansaya, and the repaya. This will work properly only if the Sinhala font *Bhashitha* is included in the style sheet of the page as the main font.
- MSOffice 2011 , iWorks there are problems in rendering.
- Sinhala Numerals have not been included in the font included in the kit. If you have any other fonts which has numerals, the application will display the relevant numerals from that font.

